

AGRI-COMPETITIVENESS: HOW EU REGIONS IMPLEMENT EU FUNDING

From the olive groves and vineyards of Andalucía to the grasslands of Scotland. We take a look at three cases of EU funds in action, promoting farm modernization and generational renewal: the UK, Germany and Spain.

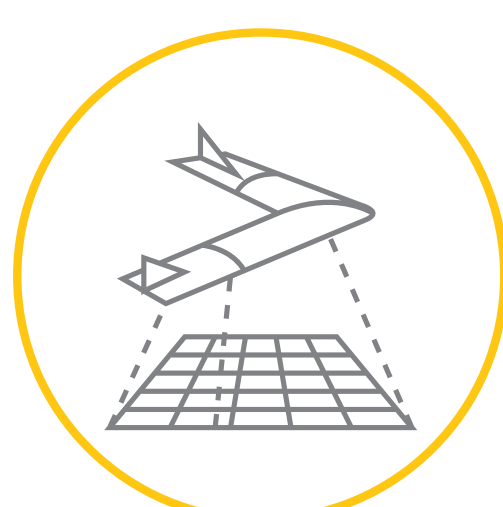
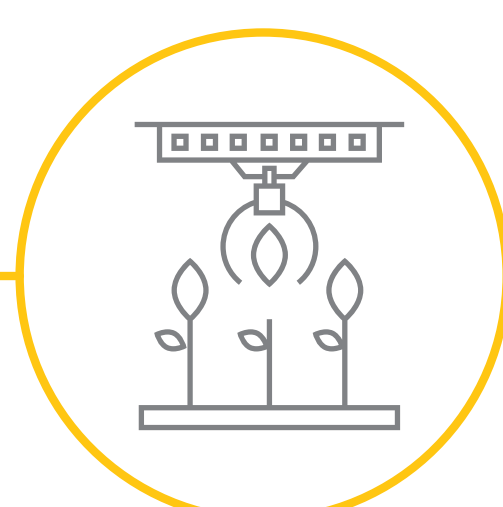
The European Agricultural Fund for Rural Development (EAFRD) has always been a multi-functional approach to roll out development in rural areas, dealing with different aspects of farming including innovation, risk management, social inclusion and protection of the environment.

PRIORITY 2: AGRI-COMPETITIVENESS

Priority 2 of the EAFRD supports the enhancement of farm viability and competitiveness, but also encourages adequately skilled farmers to enter the agricultural sector.

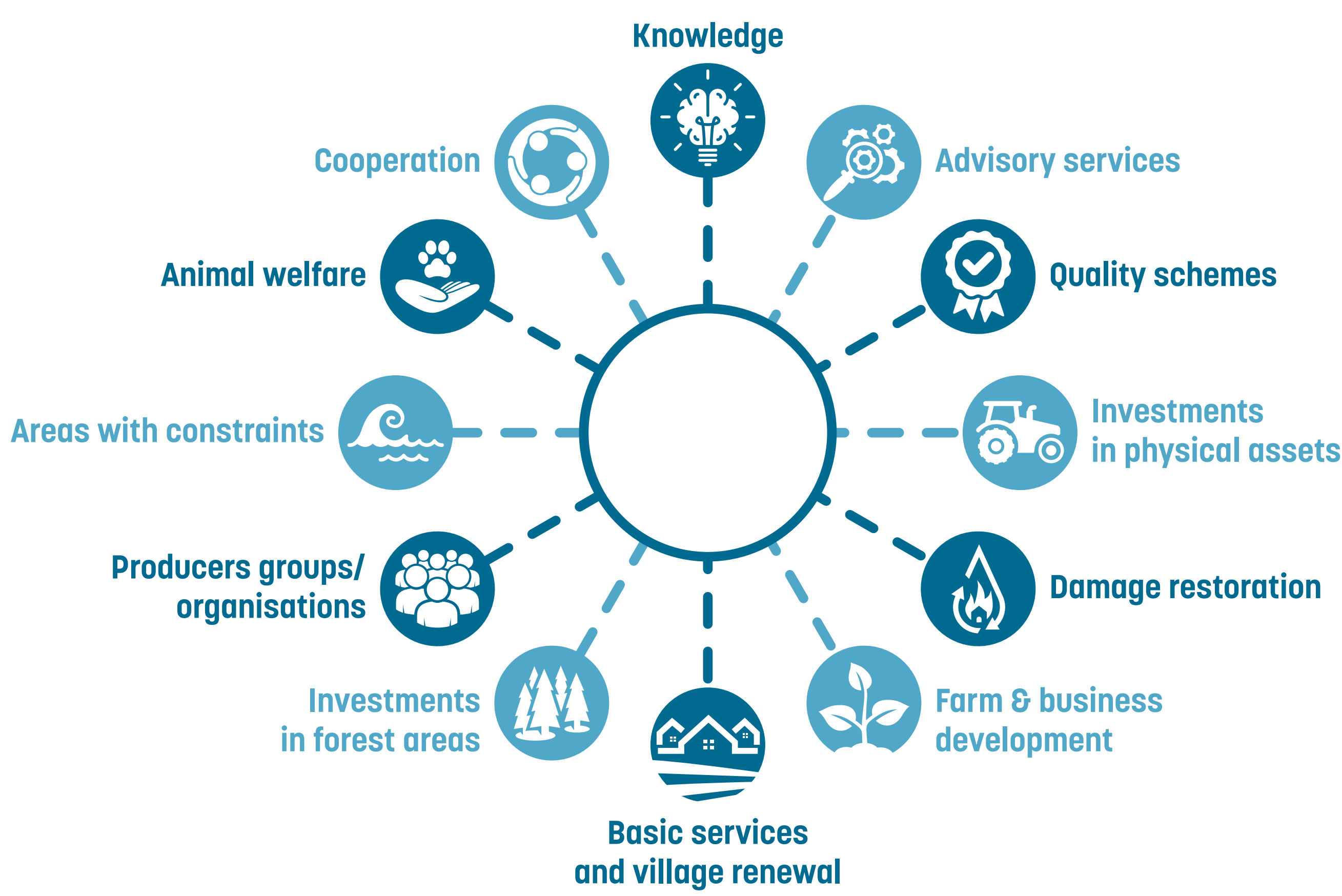
2014-2020 EAFRD EU AIDS UNDER PRIORITY 2 (PLANNED)

15,32 billion
Farm performance
and modernisation



3,58 billion
Generational
renewal

KIND OF MEASURES



THREE EXAMPLES: THE UK, GERMANY AND SPAIN



427,55 million
for farm
performance

20,28 million
for new farmers

1.151,62 million
for farm
performance

2,55 million
for new farmers

1.278,79 million
for farm
performance

691,6 million
for new farmers

The UK is the eighth largest beneficiary of the EAFRD. As regards priority 2 spending, the UK is the **largest spender on areas with constraints in the EU (31%** of the total, well above the EU-28 average of 2%)

Germany is the third largest beneficiary of the EAFRD. As regards priority 2 spending, Germany is the **largest spender on physical assets (91%** of total spending).

Spain is the fifth largest beneficiary. As regards priority 2 spending, Spain spends almost all its EU aid on **physical assets (65%)** and **business development (24%)**.

FARM PERFORMANCE (MILLION)

England	108,12
Northern Ireland	17,50
Scotland	220,08
Wales	81,85
TOT.	427,55

FARM PERFORMANCE (MILLION)

Baden-Württemberg	136,30
Bayern	117,00
Berlin / Brandenburg	115,23
Hessen	56,80
Mecklenburg-Vorpommern	138,66
Niedersachsen / Bremen	140,43
Nordrhein-Westfalen	74,48
Rheinland-Pfalz	59,91
Saarland	4,30
Sachsen	104,23
Sachsen-Anhalt	72,45
Schleswig-Holstein	25,50
Thüringen	106,33
TOT	1151,62

FARM PERFORMANCE (MILLION)

Andalucía	299,82
Aragón	86,80
Asturias	54,88
Baleares	13,81
Canarias	21,57
Cantabria	19,07
Castilla y León	168,53
Castilla-La Mancha	86,23
Cataluña	65,06
Extremadura	178,48
Galicia	183,48
La Rioja	20,05
Madrid	10,37
Murcia	27,48
Navarra	5,16
País Vasco	18,33
Valenciana	6,54
National Fund	13,14
TOT.	1278,80

447,83 million

1.154,17 million

1.970,39 million

NEW FARMERS (MILLION)

Scotland	7,78
England	12,50
TOT.	20,28

NEW FARMERS (MILLION)

Sachsen-Anhalt	2,55
TOT.	2,55

NEW FARMERS (MILLION)

Andalucía	138,24
Aragón	59,21
Asturias	19,80
Baleares	5,32
Canarias	16,31
Cantabria	15,10
Castilla y León	112,63
Castilla-La Mancha	118,12
Cataluña	31,59
Extremadura	53,28
Galicia	53,27
La Rioja	6,50
Madrid	3,98
Murcia	18,18
Navarra	15,90
País Vasco	3,86
Valenciana	20,35
TOT.	691,64